


Activity Guide - Zombie Prediction

Overview

A zombie outbreak is happening across the world! The zombies are spreading in your town, but you don't know where they are congregating! Luckily, you have data from a neighboring town about where the zombies tended to gather. Using their data, can we predict how many zombies will be at locations in our town and pick the safest location to hide?



Our Data

The table below shows the data we've received from a neighboring town


Location	Building	Type	Noise Level	Sidewalk?	ZOMBIES 🧟
1	indoor	school	medium	yes	51
2	outdoor	zoo	medium	yes	66
3	indoor	library	low	no	9
4	indoor	restaurant	medium	yes	45
5	outdoor	park	low	no	21
6	outdoor	school	medium	no	54
7	outdoor	restaurant	high	no	60
8	outdoor	park	high	yes	96

What are some of the things you notice in the data above? Fill in the blanks below

- The greatest number of zombies are _____ at location _____
 - The smallest number of zombies are _____ at location _____
 - There tend to be more zombies in _____ locations
 - There tend to be less zombies in _____ locations
 - What is something else that you notice? _____
- _____
- _____

Creating a Model

In order to turn this data into a model that can make a prediction, we'll take unknown data from our town and find similarities with the data you already have. Here is information about one location that is close to us:

Location	Building	Type	Noise Level	Sidewalk?	ZOMBIES 
A	indoor	restaurant	low	no	

Do This: Compare Location A with the features from the previous data:

- Anytime a column from Location A matches a column for another location, that's one point of similarity.
- After comparing each column, you can add up all the points of similarity.
- Use the table below to keep track of how similar Location A is to the other locations.
- The first two rows have already been completed.

Location	Building	Type	Noise Level	Sidewalk?	ZOMBIES 	A Similarities
1	indoor	school	medium	yes	51	
2	outdoor	zoo	medium	yes	66	
3	indoor	library	low	no	9	
4	indoor	restaurant	medium	yes	45	
5	outdoor	park	low	no	21	
6	outdoor	school	medium	no	54	
7	outdoor	restaurant	high	no	60	
8	outdoor	park	high	yes	96	

What are three locations that are most similar to Location A? If some locations have the same level of similarity, choose the ones highest in the list.


The three locations most similar to Location A are: _____, _____, and _____

To predict how many zombies could be at this location, we need to take the average of the three most similar locations.

1. Calculate the sum by adding together all the zombie values from these locations: _____
2. Divide the sum by the number of values: _____
3. Write this value in the Zombies column at the top of this page. That's the prediction!

Predicting Multiple Locations

There are two other locations that are nearby. We need to decide whether to go hide at location A, B, or C. Use the same strategy to predict how many zombies will be at location B and at location C.

Location	Indoor/Outdoor	Type	Noise Level	Sidewalk?	ZOMBIES 
B	outdoor	restaurant	high	yes	
C	indoor	school	low	yes	

Location	Building	Type	Noise Level	Sidewalk	ZOMBIES	B Similarities	C Similarities
1	indoor	school	medium	yes	51		
2	outdoor	zoo	medium	yes	66		
3	indoor	library	low	no	9		
4	indoor	restaurant	medium	yes	45		
5	outdoor	park	low	no	21		
6	outdoor	school	medium	no	54		
7	outdoor	restaurant	high	no	60		
8	outdoor	park	high	yes	96		

What are three locations that are most similar to Location B? If some locations have the same level of similarity, choose the ones highest in the list.

The three locations most similar to Location B are: _____, _____, and _____

To predict how many zombies could be at this location, we need to take the **average** of the three most similar locations.

1. Calculate the **sum** by adding together all the zombie values from these locations: _____
2. Divide the sum by the number of values: _____
3. Write this value in the Zombies column at the top of this page. That's the prediction!

What are three locations that are most similar to Location C? If some locations have the same level of similarity, choose the ones highest in the list.

The three locations most similar to Location C are: _____, _____, and _____

To predict how many zombies could be at this location, we need to take the **average** of the three most similar locations.

1. Calculate the **sum** by adding together all the zombie values from these locations: _____
2. Divide the sum by the number of values: _____
3. Write this value in the Zombies column at the top of this page. That's the prediction!

Which location is predicted to have the least amount of zombies - location A, location B, or location C?
